



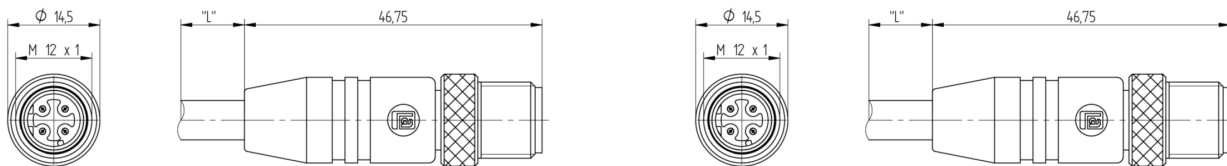
Product: [0985 342 100](#)

Fast Ethernet Cat5e Data Double-Ended Cordset: Male straight D-coded black M12 Standard to male straight D-coded black M12 Standard, shielded, 50 V AC / 60 V DC, 4 A; PUR green cable, 4-wires, 2x2x0.34 mm²

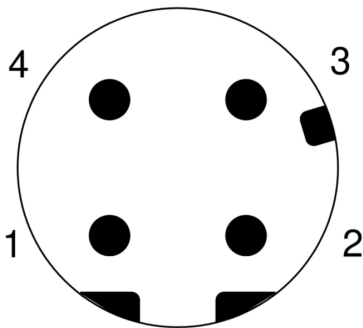
Product Description

Fast Ethernet Cat5e Data Double-Ended Cordset: Male straight D-coded black M12 Standard to male straight D-coded black M12 Standard, shielded, 50 V AC / 60 V DC, 4 A; PUR green cable, 4-wires, 2x2x0.34 mm²

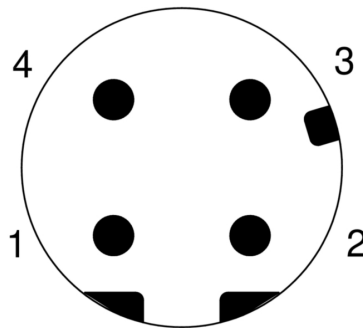
Technical Drawing



Male



Male



Technical Specifications

Face View Side 1

Pin 1	Pin 2	Pin 3	Pin 4
yellow	white	orange	blue

Face View Side 2

Pin 1	Pin 2	Pin 3	Pin 4
yellow	white	orange	blue

Product Description

Product Family:	Data Connectors
Brand:	Lumberg Automation
Connector Type:	Cordset, double ended
Shielding:	Shielded
Rated Voltage:	60 V
Rated Impulse Voltage:	1.5 kV
Operating Voltage:	50 V AC / 60 V DC
Rated Current*:	4 A
Data Transmission:	Fast Ethernet Cat5e
Data Transmission Rate:	100 Mbit/s

Technical Data Side 1

Product Sub Family:	M12 Standard
Type of Contact / Gender:	Male
Connector Design:	Straight
Attachment Type:	Coupling Screw
Number of Pins:	4
Coding:	D
Contact Resistance:	≤ 10 mOhm
Insulation Resistance:	> 10^9 Ohm
Mating Cycles:	≤ 100
Ambient Temperature (Operation)*:	- 40 °C - + 90 °C
Protection Degree / IP Rating**:	IP65, IP67, IP69K
Design Standard:	IEC 61076-2-101
Pollution Degree:	3 acc. to DIN EN 60664-1 (VDE 0110-1)
Overvoltage Category:	III acc. to DIN EN 60664-1 (VDE 0110-1)
Contact Base Material:	CuSn
Contact Plating:	Cu/Au
Contact Bearer Material:	PBT
Contact Bearer Color:	Black
Flammability Class (Contact Bearer):	UL 94 HB
Molded Body Material:	TPU
Molded Body Color:	Black
Flammability Class (Molded Body):	UL 94 HB
Attachment Material:	CuZn
Attachment Plating:	Nickel-plated
Shielding Material:	CuZn, tin-plated
Fastening Torque (Attachment):	M 12x1: (50-60) Ncm, hand-tight
Note:	Do not connect or disconnect under load.

Cable Data

Cable Number:	342
Conductor Size:	2x2x0.34 mm²
Number of Wires:	4
Minimal Bending Radius (Fixed Inst):	> 5 x D
Minimal Bending Radius (Flexible Inst):	> 10 x D
Cycles (Bending):	> 2 M
Cycles (Torsion):	> 2 M @ ± 360 °/1 m
Conductor material:	Cu
Cable Jacket Material:	PUR
Cable Jacket Color:	green matt similarly RAL 6018

Cable Diameter D:	ø 6.50 ± 0.20 mm
Wire Insulation Material:	PP
Insulated Wire Diameter:	ø 1.58 ± 0.05 mm
Overall Shield (Cable):	Cu-ETP1 tinned
Foil shield:	Al-PT Foil
Ambient Temperature (Fixed Installation):	- 50 °C - + 80 °C
Ambient Temperature (Flex Installation):	- 25 °C - + 80 °C
Ambient Temperature (Drag Chain Inst):	- 25 °C - + 60 °C
UL Cable Type:	AWM: 20549
Flammability Class (Cable Jacket):	DIN EN 60332-2-2, VDE 0482-332-2-2, IEC 60332-2-2, CSA FT-2, flame-retardant
Cable Characteristics:	Exclusion of dangerous materials; Line construction similar PROFinet C-Specification; Line requirements similar: IEC 11801, IEC 61156 (CAT 5), EN 50173, EN 50288-2-2 (100MHz-cable and EIA/TIA 568 B (CAT 5e), Good microbes and hydrolysis resistance; Mainly plasticizer diffusion free; Good chemical and oil resistance; Exclusion of PVC and Silicone; LABS-free of lacquer wetting disturbing substances; Coldness flexibility
Core Colors:	star quad: white & blue, yellow & orange

Technical Data Side 2

Product Sub Family, Side 2:	M12 Standard
Type of Contact / Gender, Side 2:	Male
Connector Design, Side 2:	Straight
Attachment Type, Side 2:	Coupling Screw
Number of Pins, Side 2:	4
Coding, Side 2:	D
Contact Resistance, Side 2:	≤ 10 mOhm
Insulation Resistance, Side 2:	> 10^9 Ohm
Mating Cycles, Side 2:	≤ 100
Ambient Temperature (Operation), Side 2*:	- 40 °C - + 90 °C
Protection Degree / IP Rating, Side 2**:	IP65, IP67, IP69K
Design Standard, Side 2:	IEC 61076-2-101
Pollution Degree, Side 2:	3 acc. to DIN EN 60664-1 (VDE 0110-1)
Overvoltage Category, Side 2:	III acc. to DIN EN 60664-1 (VDE 0110-1)
Contact Base Material, Side 2:	CuSn
Contact Plating, Side 2:	Cu/Au
Contact Bearer Material, Side 2:	PBT
Contact Bearer Color, Side 2:	Black
Flammability Class (Contact Bearer), Side 2:	UL 94 HB
Molded Body Material, Side 2:	TPU
Molded Body Color, Side 2:	Black
Flammability Class (Molded Body), Side 2:	UL 94 HB
Attachment Material, Side 2:	CuZn
Attachment Plating, Side 2:	Nickel-plated
Shielding Material, Side 2:	CuZn, tin-plated
Fastening Torque (Attachment), Side 2:	M 12x1: (50-60) Ncm, hand-tight

Safety & Environmental Compliance

RoHS Compliant:	yes
-----------------	-----

Resistances

Halogenfree:	DIN EN 50267-2-1, IEC 60754-1, VDE 0482-267-2-1
Oil Resistance:	EN 60811 Part 2-1

Notes

Protection Degree / IP Rating Note:	** only if mounted and locked in combination with Hirschmann / Lumberg Automation connector.
Note Derating:	Notice derating

History

Update and Revision:	Revision Number: 0.65 Revision Date: 10-05-2023
----------------------	---

Variants

Item #	Item Description	Cable Length
108549	0985 342 100/0,3 M	0.3 m
69453	0985 342 100/0,5 M	0.5 m
11949	0985 342 100/0,6 M	0.6 m
69873	0985 342 100/1 M	1 m
687	0985 342 100/1,5 M	1.5 m
64367	0985 342 100/2 M	2 m
934637354	0985 342 100/12,5 M	12.5 m
11951	0985 342 100/2,5 M	2.5 m
68412	0985 342 100/3 M	3 m
601	0985 342 100/3,5 M	3.5 m
934637655	0985 342 100/4 M	4 m
66462	0985 342 100/5 M	5 m
589	0985 342 100/6 M	6 m
934636680	0985 342 100/7,5 M	7.5 m
934637355	0985 342 100/17,5 M	17.5 m
233	0985 342 100/8 M	8 m
5999	0985 342 100/9 M	9 m
66463	0985 342 100/10 M	10 m
72708	0985 342 100/15 M	15 m
66464	0985 342 100/20 M	20 m
83229	0985 342 100/25 M	25 m
72710	0985 342 100/30 M	30 m
107003	0985 342 100/35 M	35 m
70053	0985 342 100/40 M	40 m
107004	0985 342 100/45 M	45 m
83230	0985 342 100/50 M	50 m
107005	0985 342 100/55 M	55 m
934636103	0985 342 100/60 M	60 m
13904	0985 342 100/65 M	65 m
83231	0985 342 100/70 M	70 m
934637387	0985 342 100/75 M	75 m
67568	0985 342 100/80 M	80 m
5	0985 342 100/85 M	85 m
83232	0985 342 100/90 M	90 m

© 2024 Belden, Inc

All Rights Reserved.

Although Belden makes every reasonable effort to ensure their accuracy at the time of this publication, information and specifications described here in are subject to error or omission and to change without notice, and the listing of such information and specifications does not ensure product availability.

Belden provides the information and specifications herein on an "ASIS" basis, with no representations or warranties, whether express, statutory or implied. In no event will Belden be liable for any damages (including consequential, indirect, incidental, special, punitive, or exemplary damages) whatsoever, even if Belden has been advised of the possibility of such damages, whether in an action under contract, negligence or any other theory, arising out of or in connection with the use, or inability to use, the information or specifications described herein.

All sales of Belden products are subject to Belden's standard terms and conditions of sale.

Belden believes this product to be in compliance with all applicable environmental programs as listed in the data sheet. The information provided is correct to the best of Belden's knowledge, information and belief at the date of its publication. This information is designed only as a general guide for the safe handling, storage, and any other operation of the product itself or the one that it becomes a part of. The Product Disclosure is not to be considered a warranty or quality specification. Regulatory information is for guidance purposes only. Product users are responsible for determining the applicability of legislation and regulations based on their individual usage of the product.